

Insights

RBC Retirement Portfolios

Summer 2022



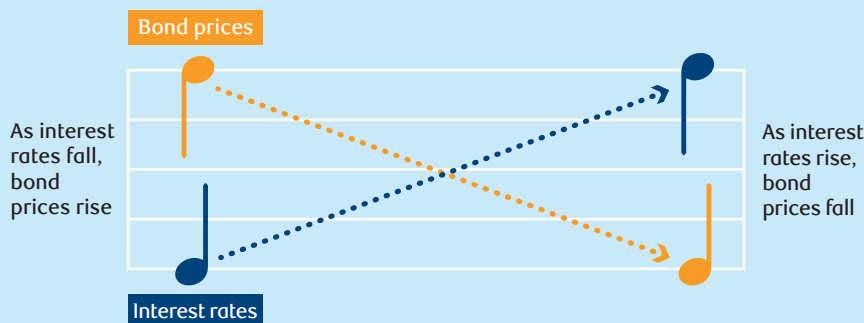
116751 (07/2022)



A note on bonds

Turbulent markets are seldom music to an investor's ears. Rising interest rates have led to volatility for equity and bond markets. For bonds, this has led to poor returns in the near term. While it may be challenging to see right now, bonds continue to bring an important set of benefits to your portfolio. This quarter's Insights explores how.

Bonds are very complex instruments. But understanding the relationship between interest rates and bond prices can be simple.



Today's rising interest rates are weighing on bond prices. This can reduce the value of fixed income holdings in the short term. However, the ability to reinvest interest income and proceeds from maturing bonds at higher rates, coupled with investing in a diversified mix of fixed income assets can add value over the long term.



Looking for more investment insights?

Subscribe today to receive the latest market insights from our thought leaders directly in your inbox. To learn more, please visit: rbcgam.com/insights

The role of bonds in a harmonious portfolio

Advantages of rising rates

Despite the near-term challenges, it is important to remember that rising rates can be good for bonds over longer time periods:



Rising interest rates present opportunities to buy new bonds at higher yields.



Your return on a bond is not just about its price. Rising yields can create capital losses in the short term, but can set the stage for higher future returns.



Over time, your portfolio earns more income than it would have if interest rates remained lower.

Rising rates do not affect all bonds equally

Rising interest rates do not impact all bond prices in the same way. For example, two bonds of the same type but with different maturity dates or credit quality may be affected differently. Bonds of different types or from other geographic regions will also react differently. That's why it's important to hold a diversified mix of fixed income. It can help balance out the overall performance of your portfolio.

Fixed income asset class performance amid rising rates

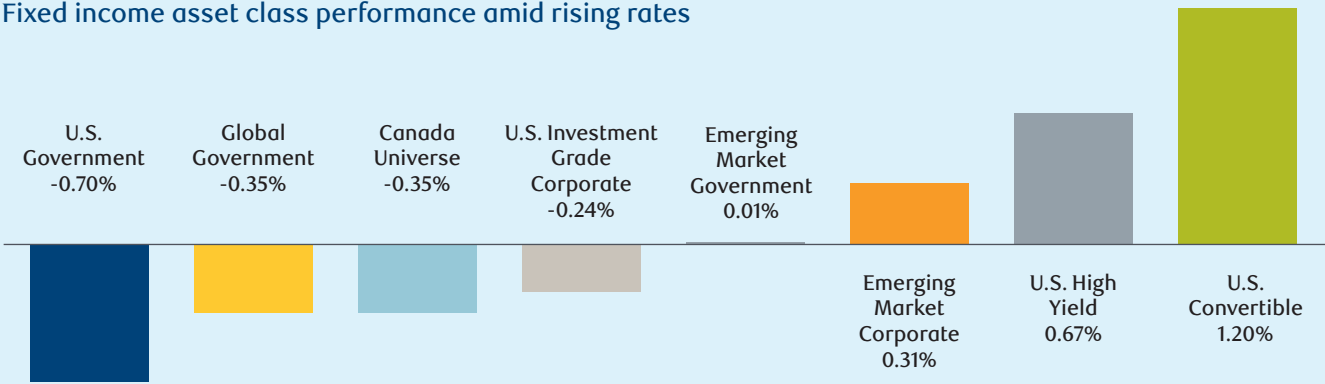


Chart depicts average monthly return of fixed income indices in months in which the yield of U.S. Treasuries rose for the 15 year period ended May 31, 2022. U.S. Government = ICE BofA US Treasury Index, Global Government = FTSE WGBI Index (C\$ Hedged), Canada Universe = FTSE Canada Universe Bond Index, U.S. Investment Grade Corporate = ICE BofA US Corporate Index, U.S. High Yield = ICE BofA BB-B US HY Index, Emerging Market Government = JPM EMBI Global Diversified Index, Emerging Market Corporate = JPM CEMBI Diversified Index, and US Convrt = ICE BofA US Convertible Bond Index. All returns are in U.S. dollar except for Canadian Bonds (CAD) and Global Government (CAD Hedged). Source: Morningstar Direct



Hitting the right notes

Diversifying across different types of bonds results in a more resilient portfolio. We ensure your RBC Retirement Portfolio is broadly diversified in several important ways: by region, credit rating, type and strategy. This helps keep your holdings well-balanced in all market conditions. Our unique blend of underlying fixed income holdings is designed to ensure your portfolio provides stability, income and diversification.

	Stability	Income	Enhanced diversification
Access our unique blend of underlying funds managed by specialized fixed income teams	High-quality assets that mitigate volatility and provide consistent returns	Specialty credit used judiciously to reliably add to portfolio income	Low correlation to traditional equity and fixed income assets
RBC Canadian Short-Term Income Fund	●		
RBC Global Bond Fund	●		
RBC Bond Fund	●		
PH&N Total Return Bond Fund	●		
BlueBay Global Sovereign Bond Fund (Canada)	●		
RBC Global Corporate Bond Fund	●		
BlueBay Global Investment Grade Corporate Bond Fund (Canada)	●		
RBC Global High Yield Bond Fund		●	
BlueBay European High Yield Bond Fund		●	
RBC Canadian Core Real Estate Fund			●

Source: RBC GAM. The table illustrates all fixed income and alternative mutual funds held across all RBC Retirement Portfolios as of May 31, 2022. Not all funds shown are necessarily held in all portfolios. Fund holdings are subject change at any time.

Tuning up for the long term

As bond prices fell over the first half of this year, it presented us with the opportunity to buy new bonds at lower prices. To keep you on track within your stage of the retirement journey, we used these opportunities to rebalance into higher yields, where possible. As we navigate through uncertain markets, RBC Global Asset Management (RBC GAM) will continue to find the right rhythm and mix for you at each stage of your retirement journey.

Through broad diversification and active management, your investment in RBC Retirement Portfolios can help you stay on track. With 200 on-the-ground investment professionals across three highly experienced global fixed income teams and five key offices around the world, you can be confident that your portfolio's fixed income assets are actively managed as economic and market conditions change.

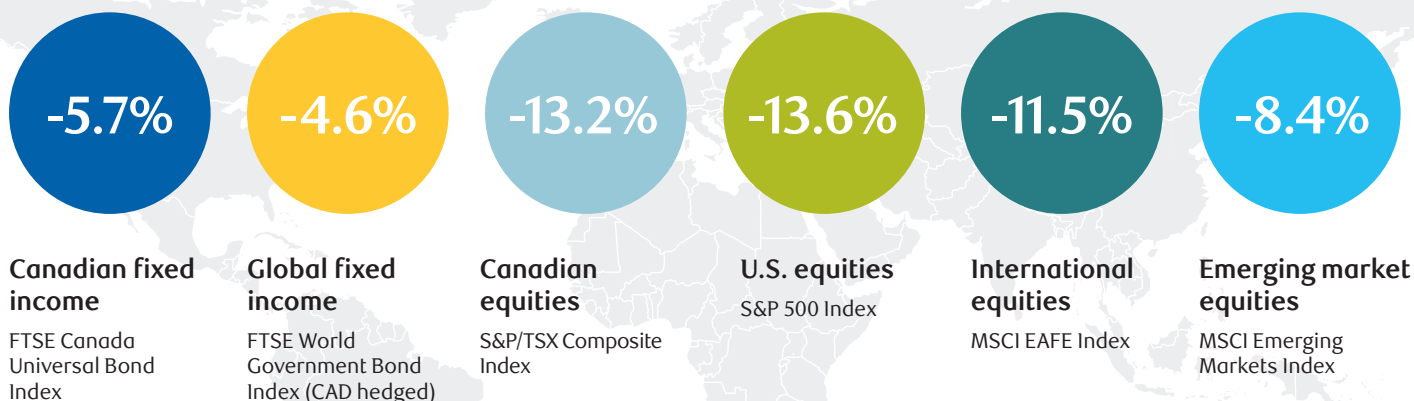


Portfolio manager viewpoint

Sarah Riopelle, CFA , Vice President & Senior Portfolio Manager, Investment Solutions

Key headwinds to the economy include high inflation, aggressive central-bank tightening, a global commodity shock, supply-chain challenges and China's zero-tolerance COVID-19 policy. Accordingly, our 2022 growth forecast was reduced further and we now expect growth in 2023 to be the weakest in over a decade excluding the pandemic shock. Yields surged in the latest quarter, significantly reducing valuation risk and boosting return potential for bonds moving forward. Although there is a path to solid returns on stocks, the risk/reward has diminished as corporate profits are vulnerable to a slowdown. While our base case scenario sees stocks outperforming bonds over our one-year forecast horizon, we recognize that risks are elevated and the range of potential outcomes is especially large.

Markets this quarter¹



For our complete Summer 2022 Global Investment Outlook, please visit rbcgam.com/gio

¹Source: Bloomberg. As of June 30, 2022. All returns are in C\$ except where indicated. Canadian, U.S., International and Emerging Markets index returns are total returns. An investment cannot be made directly into an index. The above does not reflect transaction costs, investment management fees or taxes. If such costs and fees were reflected, returns would be lower. Past performance is not a guarantee of future results.

We thank you for your ongoing trust in continuing to hold RBC Retirement Portfolios as part of your investment plan. If you have any questions or comments, please contact us or your advisor.

> Call 1-800-463-3863

> Email funds.investments@rbc.com

> Visit rbcgam.com

[@rbcgamnews](https://twitter.com/rbcgamnews) [RBC Global Asset Management](https://www.linkedin.com/company/rbc-global-asset-management)



All opinions contained in this document constitute our judgment as of June 30, 2022, and are subject to change without notice. RBC Funds, PH&N Funds and BlueBay Funds are offered by RBC Global Asset Management Inc. and distributed through authorized dealers in Canada. Please consult your advisor and read the prospectus or Fund Facts documents before investing. There may be commissions, trailing commissions, management fees and expenses associated with mutual fund investments. Mutual fund securities are not guaranteed, their values change frequently and past performance may not be repeated.

® / ™ Trademark(s) of Royal Bank of Canada. Used under licence. © RBC Global Asset Management Inc. 2022