








RBC Global Asset Management - Summary Scorecard

| AUM | Module Name | Your Score |  |
|--|--|--------------|---|
| | 01. Strategy & Governance | A+ |  |
| Indirect - Manager Sel., App. & Mon | | | |
| <10% | 02. Listed Equity | Not reported | |
| Direct & Active Ownership Modules | | | |
| 10-50% | 10. Listed Equity - Incorporation | A |  |
| 10-50% | 11. Listed Equity - Active Ownership | A+ |  |
| 10-50% | 12. Fixed Income - SSA | B |  |
| 10-50% | 13. Fixed Income - Corporate Financial | A |  |
| 10-50% | 14. Fixed Income - Corporate Non-Financial | A |  |